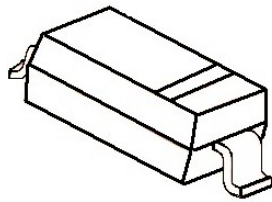


**SOD-123**

**Marking: L9**
**SOD-123 贴片塑封肖特基二极管**  
**SOD-123 Plastic-Encapsulate Schottky Barrier Diode**
**特征 Features**

- 大电流承受能力。High Current Capability
- 正向压降低。Low Forward Voltage Drop

**机械数据 Mechanical Data**

- 封装: SOD-123 封装 SOD-123 Small Outline Plastic Package
- 极性: 色环端为负极 Polarity: Color band denotes cathode end
- 环氧树脂 UL 易燃等级 Epoxy UL: 94V-0
- 安装位置: 任意 Mounting Position: Any

**极限值和温度特性(TA = 25°C 除非另有规定)**
**Maximum Ratings & Thermal Characteristics (Ratings at 25°C ambient temperature unless otherwise specified.)**

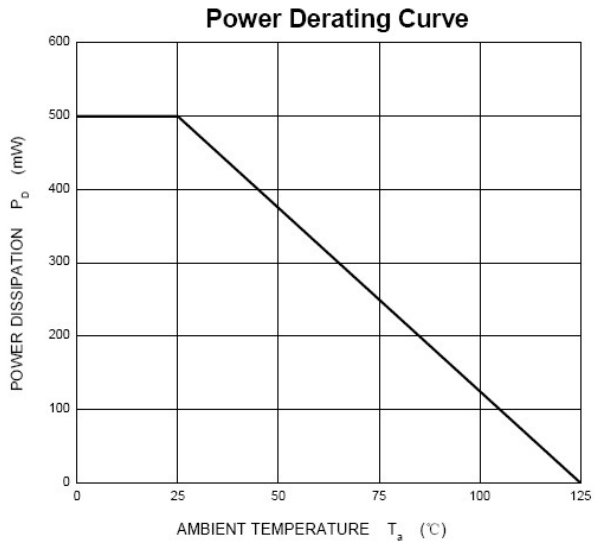
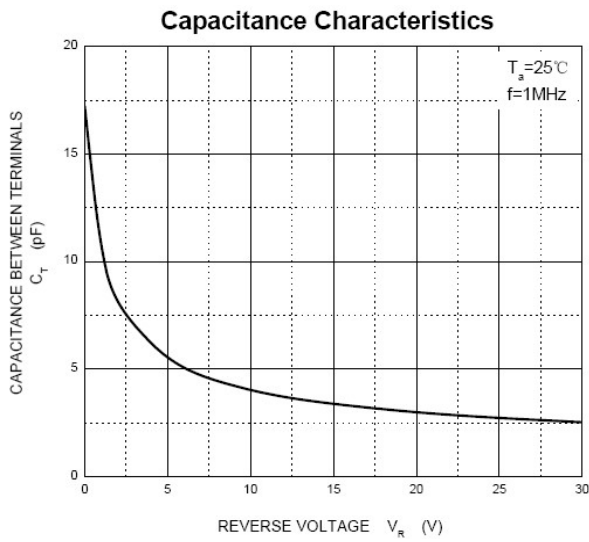
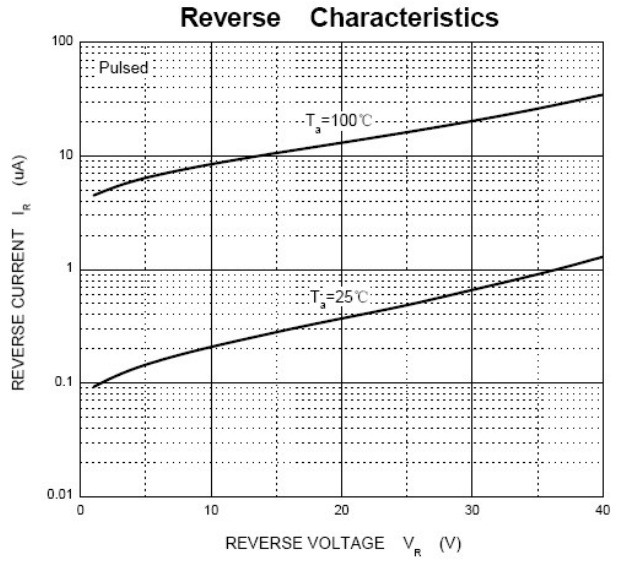
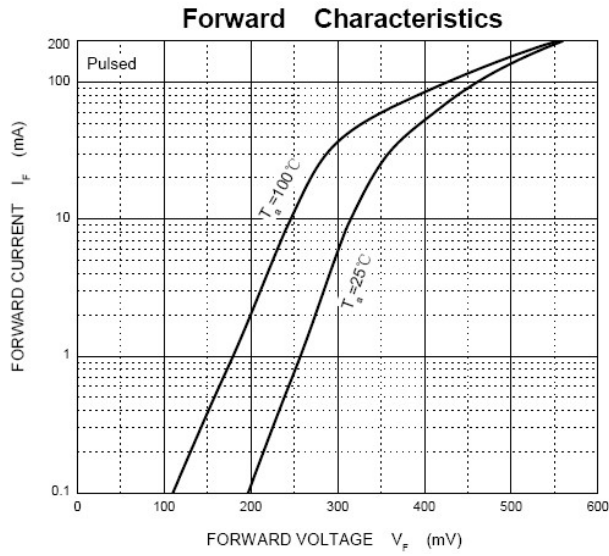
参数 Parameters	符号 Symbol	界限 Limit	单位 Unit
最大可重复峰值反向电压 Maximum repetitive peak reverse voltage	VRRM	30	V
最大均方根电压 Maximum RMS voltage	VRMS	21	V
最大直流阻断电压 Maximum DC blocking voltage	VDC	30	V
最大正向平均整流电流 Maximum average forward rectified current	IFM	300	mA
峰值正向浪涌电流 8.3ms 单一正弦半波 Peak forward surge current 8.3 ms single half sine-wave	IFSM	600	mA
典型热阻 Typical thermal resistance	R $\theta$ JA	250	°C/W
功率消耗 Power Dissipation	PD	500	mW
存储温度 Storage temperature range	TSTG	-50-+150	°C

**电特性 (TA = 25°C 除非另有规定)**
**Electrical Characteristics (Ratings at 25°C ambient temperature unless otherwise specified).**

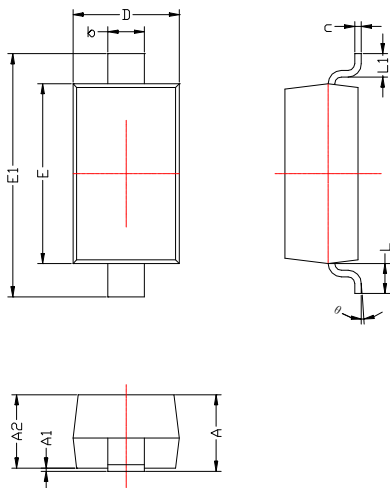
参数 Parameters	符号 Symbol	测试条件 Test conditions	Min	Typ	Max	单位 Unit
最大正向电压 Maximum forward voltage	VF1	IF = 0.1mA			240	mV
	VF2	IF = 1.0mA			320	
	VF3	IF = 10mA			400	
	VF4	IF = 30mA			500	
	VF5	IF = 100mA			800	
最大反向电压 Maximum reverse breakdown voltage	VR	IR=100uA	30			V
最大反向电流 Maximum reverse current	IR	VR=25V			2.0	uA
典型结电容 Type junction capacitance	Cj	VR = 1.0V, f = 1MHz			10	pF



Typical Characteristics



SOD-123 PACKAGE OUTLINE Plastic surface mounted package



SYMBOL	DIMENSIONS	
	MIN.	MAX.
A	1.050	1.250
A1	0.000	0.100
A2	1.050	1.150
b	0.450	0.650
c	0.080	0.150
D	1.500	1.700
E	2.600	2.800
E1	3.550	3.850
L	0.500REF	
L1	0.250	0.450
$\theta$	0°	8°